

Congestion Pricing District-Level Analysis

Assembly District 65 – New York County

Assemblymember Yuh-Line Niou (D)

Impact on District Commuters

- **Only 7.8% of commuters would pay a congestion charge** because they take taxis within the central business district (CBD) of Manhattan below 60th St. or they drive outside of the CBD.
- **53.0% of district commuters take public transit** and would benefit from increased funding for transit.
- **77.2% of district workers commute into the CBD and 22.8% do not commute into the CBD.**
- The district median income is \$53,716. Workers who drive alone have a lower median income than those who take public transit.

Median Income of Workers 16 Years and Older by Mode

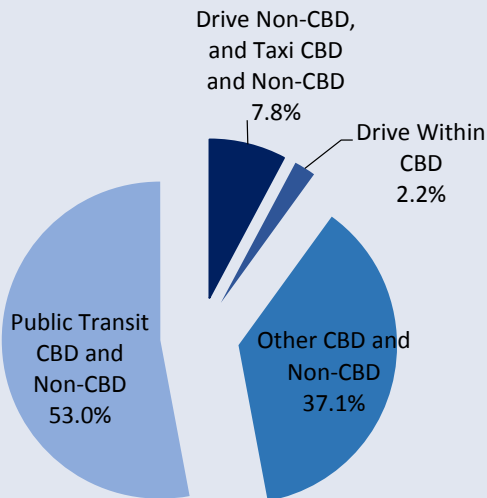


Data source: US Bureau of the Census 2011-2015 5-year American Community Survey (ACS).

Travel to Work Analysis for District Commuters

How Many Commuters Would Pay a Congestion Charge?

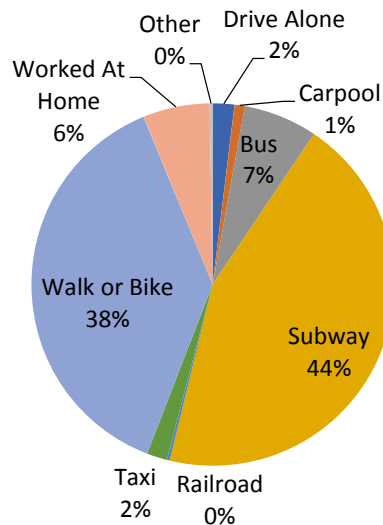
Only 7.8% of All Commuters Would Pay A Congestion Charge



* Drive includes Drive Alone and Carpool. Public Transit includes Railroad, Subway, and Bus. Other includes Walk, Bike, Work at Home, and Other.

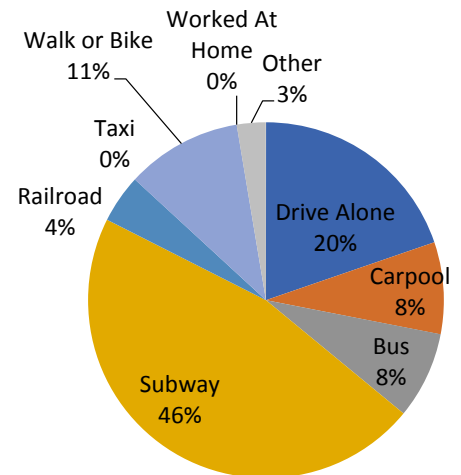
How Do Commuters Get into the CBD?

77.2% Are CBD Commuters



How Do Commuters Get to Work in Other Locations?

22.8% Are Non-CBD Commuters



Data source: Census Transportation Planning Products (CTPP), US Bureau of the Census 2006-2010 ACS, sponsored by the American Association of State Highway and Transportation Officials (AASHTO).

TRI-STATE TRANSPORTATION CAMPAIGN

