

# Congestion Pricing District-Level Analysis

## Assembly District 81 – Bronx County

### Assemblymember Jeffrey Dinowitz (D)

#### Impact on District Commuters

- **Only 5.1% of district commuters would pay a congestion charge** because they drive or take taxis into the central business district (CBD) of Manhattan below 60th Street.
- **51.4% of district commuters take public transit** and would benefit from increased funding for transit.
- **31.5% of district workers commute into the CBD and 68.5% do not commute into the CBD.**
- The district median income is \$40,360. Workers who drive alone have a higher median income than those who take public transit.

#### Median Income of Workers 16 Years and Older by Mode

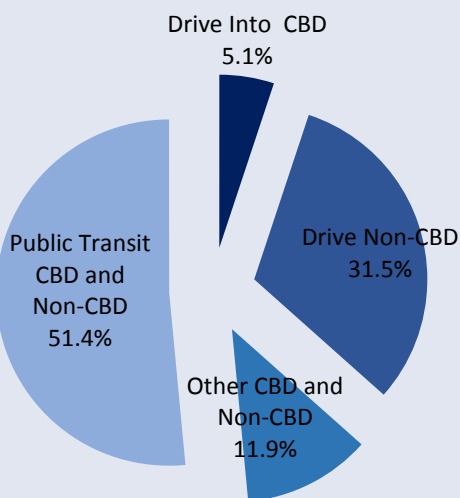


Data source: US Bureau of the Census 2011-2015 5-year American Community Survey (ACS).

#### Travel to Work Analysis for District Commuters

##### How Many Commuters Would Pay a Congestion Charge?

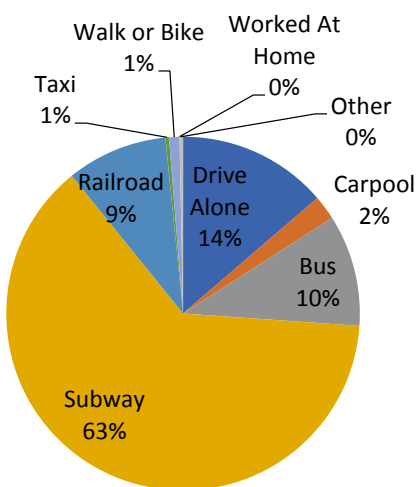
**Only 5.1% of All Commuters Would Pay A Congestion Charge**



\* Drive includes Drive Alone, Taxi, and Carpool. Public Transit includes Railroad, Subway, and Bus. Other includes Walk, Bike, Work at Home, and Other.

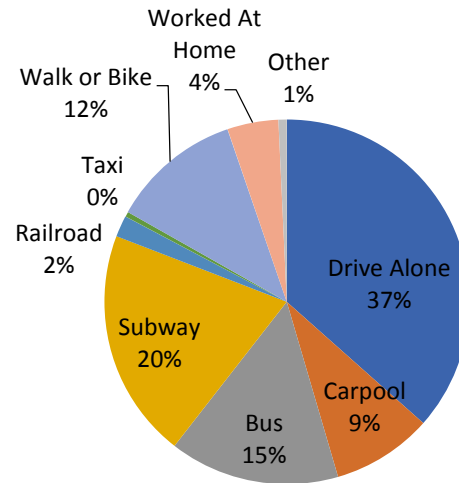
##### How Do Commuters Get into the CBD?

**31.5% Are CBD Commuters**



##### How Do Commuters Get to Work in Other Locations?

**68.5% Are Non-CBD Commuters**



Data source: Census Transportation Planning Products (CTPP), US Bureau of the Census 2006-2010 ACS, sponsored by the American Association of State Highway and Transportation Officials (AASHTO).

TRI-STATE TRANSPORTATION CAMPAIGN

