

Congestion Pricing District-Level Analysis

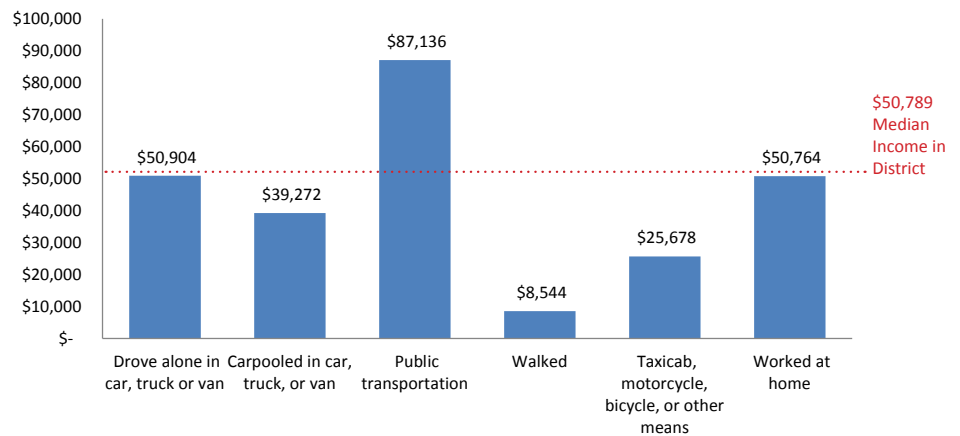
Senate District 2 – Suffolk County

Senator John J. Flanagan (R)

Impact on District Commuters

- **Only 1.9% of district commuters would pay a congestion charge** because they drive or take taxis into the central business district (CBD) of Manhattan below 60th Street.
- **5.6% of district commuters take public transit** and would benefit from increased funding for transit.
- **5.6% of district workers commute into the CBD and 94.4% do not commute into the CBD.**
- The district median income is \$50,789. Workers who drive alone have a lower median income than those who take public transit.

Median Income of Workers 16 Years and Older by Mode

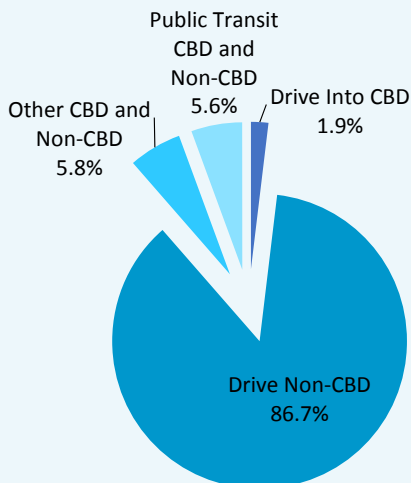


Data source: US Bureau of the Census 2011-2015 5-year American Community Survey (ACS).

Travel to Work Analysis for District Commuters

How Many Commuters Would Pay a Congestion Charge?

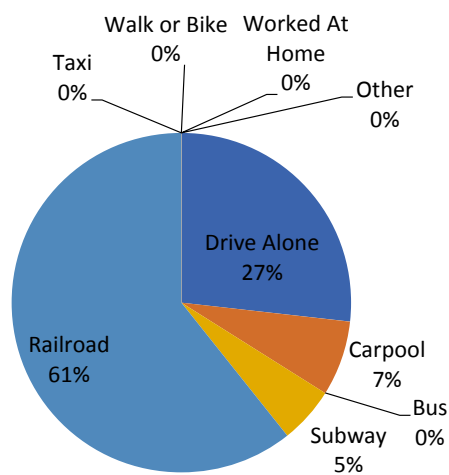
Only 1.9% of All Commuters Would Pay A Congestion Charge



* Drive includes Drive Alone, Taxi, and Carpool. Public Transit includes Railroad, Subway, and Bus. Other includes Walk, Bike, Work at Home, and Other.

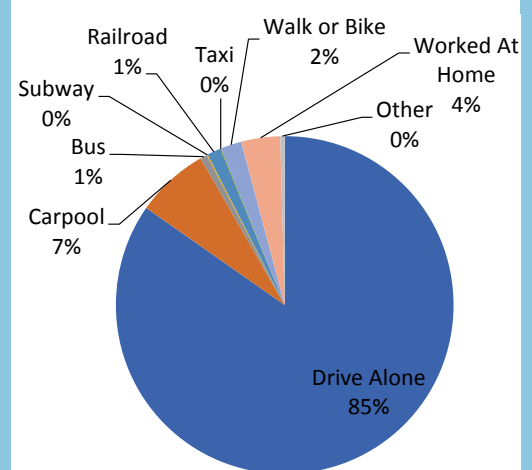
How Do Commuters Get into the CBD?

5.6% Are CBD Commuters



How Do Commuters Get to Work in Other Locations?

94.4% Are Non-CBD Commuters



Data source: Census Transportation Planning Products (CTPP), US Bureau of the Census 2006-2010 ACS, sponsored by the American Association of State Highway and Transportation Officials (AASHTO).

TRI-STATE TRANSPORTATION CAMPAIGN

