

# Congestion Pricing District-Level Analysis

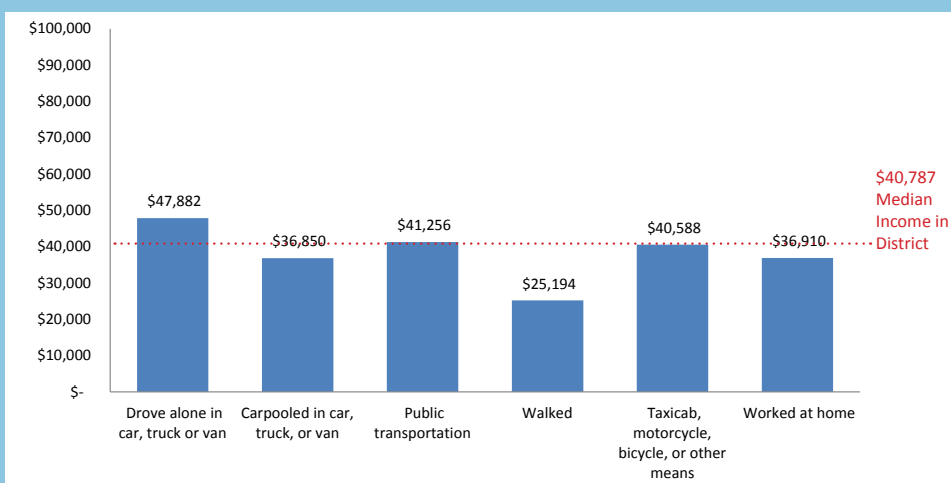
Senate District 25 – Kings County

Senator Velmanette Montgomery (D)

## Impact on District Commuters

- **Only 2.0% of district commuters would pay a congestion charge** because they drive or take taxis into the central business district (CBD) of Manhattan below 60th Street.
- **68.0% of district commuters take public transit** and would benefit from increased funding for transit.
- **39.2% of district workers commute into the CBD and 60.8% do not commute into the CBD.**
- The district median income is \$40,787. Workers who drive alone have a higher median income than those who take public transit.

## Median Income of Workers 16 Years and Older by Mode

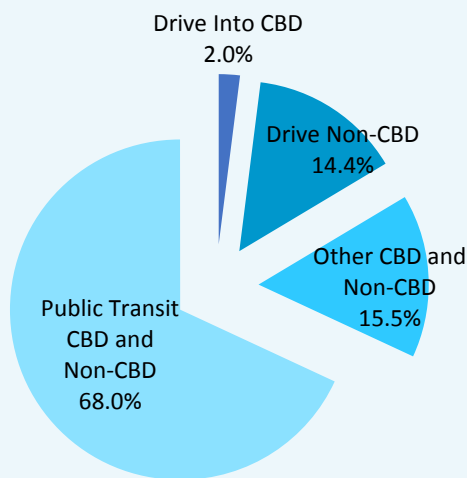


Data source: US Bureau of the Census 2011-2015 5-year American Community Survey (ACS).

## Travel to Work Analysis for District Commuters

### How Many Commuters Would Pay a Congestion Charge?

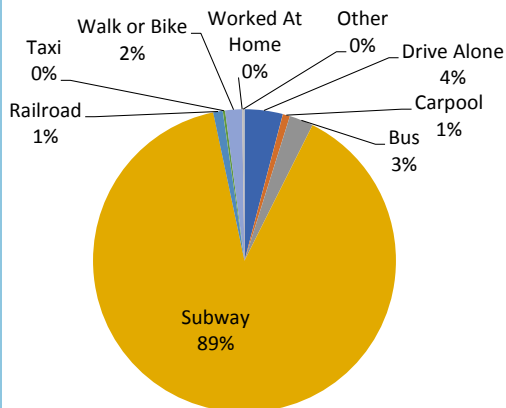
**Only 2.0% of All Commuters Would Pay A Congestion Charge**



\* Drive includes Drive Alone, Taxi, and Carpool. Public Transit includes Railroad, Subway, and Bus. Other includes Walk, Bike, Work at Home, and Other.

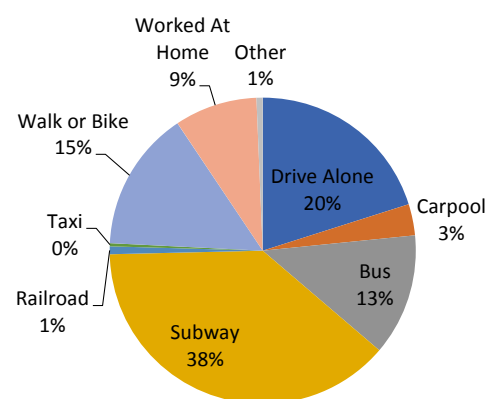
### How Do Commuters Get into the CBD?

**39.2% Are CBD Commuters**



### How Do Commuters Get to Work in Other Locations?

**60.8% Are Non-CBD Commuters**



Data source: Census Transportation Planning Products (CTPP), US Bureau of the Census 2006-2010 ACS, sponsored by the American Association of State Highway and Transportation Officials (AASHTO).

TRI-STATE TRANSPORTATION CAMPAIGN

