

# CONGESTION PRICING DISTRICT-LEVEL ANALYSIS

## DISTRICT 35 BERGEN & PASSAIC COUNTIES

SENATOR NELLIE POU (D), ASSEMBLYWOMAN SHAVONDA SUMTER (D), ASSEMBLYMAN BENJIE WIMBERLY (D)

### FACTS AT A GLANCE

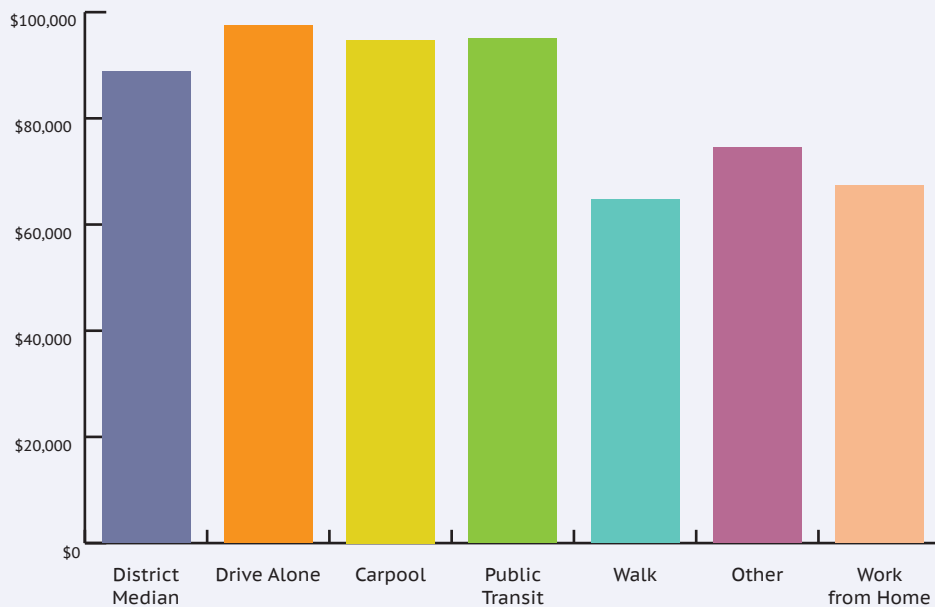
Only 1.4% of district commuters will pay a congestion charge because they take a private vehicle into Manhattan's central business district (CBD), south of 60th Street.

9.2% of total district commuters use public transit and will benefit from increased funding for transit.

76% of district commuters traveling to Manhattan below 60th Street use public transit.

The district median income is \$88,898. Public transit riders have a lower median income than those who drive alone.

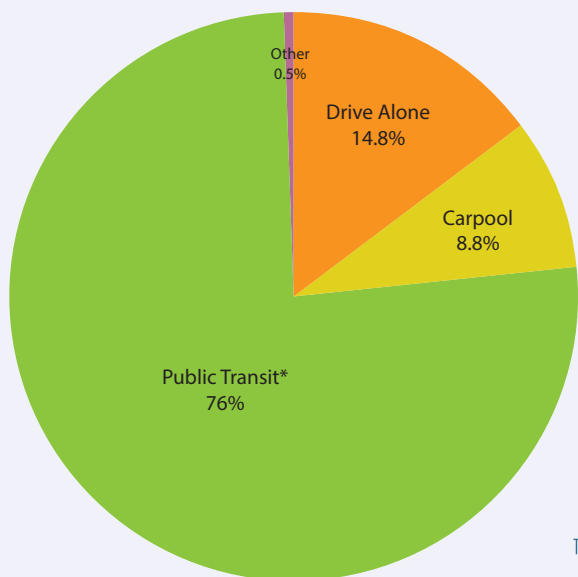
### MEDIAN INCOME OF DISTRICT WORKERS BY MODE



Data Source: Census Transportation Planning Products (CTPP), US Bureau of the Census 2010 American Community Survey (ACS)

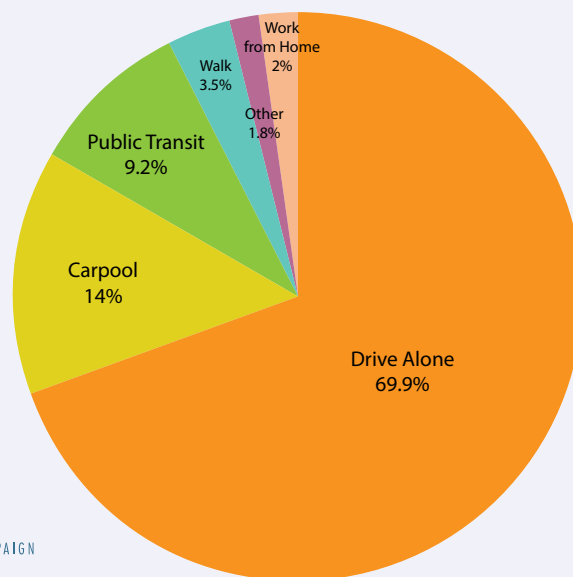
## ONLY 1.4% OF DISTRICT COMMUTERS WILL PAY A CONGESTION CHARGE

### MANHATTAN CBD WORK COMMUTES BY MODE



\*Rail: 22.1% Subway: 9.3% Bus: 44.6%

### ALL WORK COMMUTES (CBD & NON-CBD) BY MODE



Data Source: Census Transportation Planning Products (CTPP), US Bureau of the Census 2012-2016 American Community Survey (ACS)

TRI-STATE TRANSPORTATION CAMPAIGN

